



## Main

Range of product	Modicon STB distributed I/O solution
Product or Component Type	Standard analog output kit
Kit composition	STBAVO0200 module STBXTS2100, 6-terminal spring clamp connector STBXBA2000 base STBXTS1100, 6-terminal screw type connector
Analogue output number	2

## Complementary

Analogue output current	150 MA
Response Time	3 ms
Cold swapping	Yes
Hot swapping fallback	Yes for standard NIMs
Data format	EN 61131-2 IEC 61131-2
Update time	8 Ms
Protection Type	Short-circuit protection
Integral linearity	+/- 0.5 %FS
Differential linearity	Monotonic
Temperature Drift	+/-0.01 %/°C
Insulation between channels and actuator bus	200 V
Addressing requirement	4 output words
Product Compatibility	Mounting base STBXBA2000 Power distribution module STBPDT3100/3105
Supply	Power distribution module
Marking	CE
Overvoltage category	II
Depth	2.76 In (70 mm)
Height	0.72 In (18.4 mm)
Width	5.05 In (128.3 mm)
Product Weight	0.26 Lb(US) (0.116 kg)

## Environment

Product Certifications	CSA UL FM Class 1 Division 2
Operating altitude	<= 6561.68 ft (2000 m)

## Ordering and shipping details

Category	18215 - ADVANTYS STB I/O
Discount Schedule	PC32
GTIN	3595863948950
Nbr. of units in pkg.	1
Package weight(Lbs)	5.22 Oz (148 g)
Returnability	No
Country of origin	ID

## Packing Units

Unit Type of Package 1	PCE
Package 1 Height	1.18 In (3 cm)
Package 1 width	3.15 In (8 cm)
Package 1 Length	5.12 In (13 cm)
Unit Type of Package 2	S02
Number of Units in Package 2	28
Package 2 Weight	10.08 Lb(US) (4.57 kg)
Package 2 Height	5.91 In (15 cm)
Package 2 width	11.81 In (30 cm)
Package 2 Length	15.75 In (40 cm)

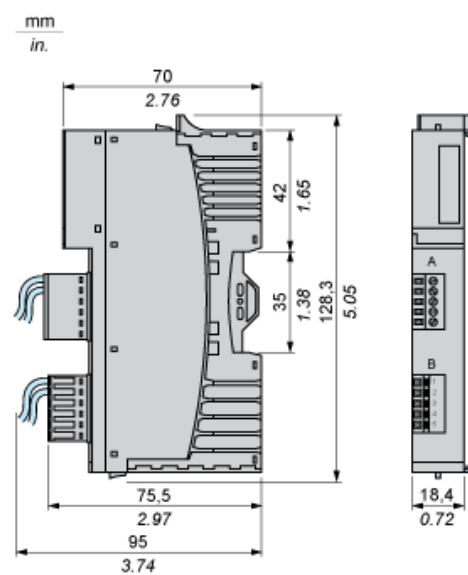
## Offer Sustainability

Sustainable offer status	Green Premium product
California proposition 65	WARNING: This product can expose you to chemicals including: Lead and lead compounds, which is known to the State of California to cause cancer and birth defects or other reproductive harm. For more information go to <a href="http://www.P65Warnings.ca.gov">www.P65Warnings.ca.gov</a>
REACH Regulation	<a href="#">REACH Declaration</a>
EU RoHS Directive	Pro-active compliance (Product out of EU RoHS legal scope) <a href="#">EU RoHS Declaration</a>
Mercury free	Yes
RoHS exemption information	<a href="#">Yes</a>
China RoHS Regulation	<a href="#">China RoHS Declaration</a>
Environmental Disclosure	<a href="#">Product Environmental Profile</a>
Circularity Profile	<a href="#">End Of Life Information</a>
WEEE	The product must be disposed on European Union markets following specific waste collection and never end up in rubbish bins.

## Contractual warranty

Warranty	18 months
----------	-----------

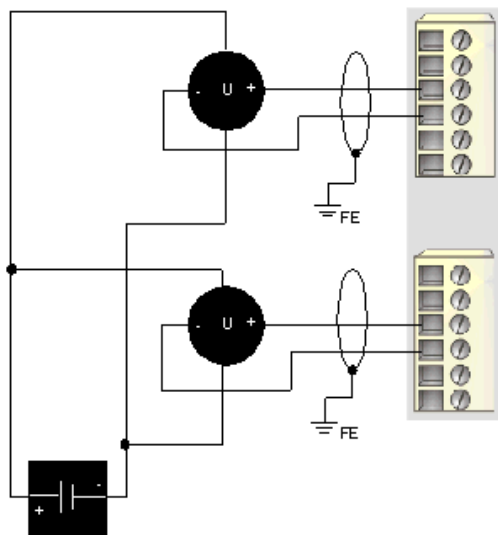
Dimensions



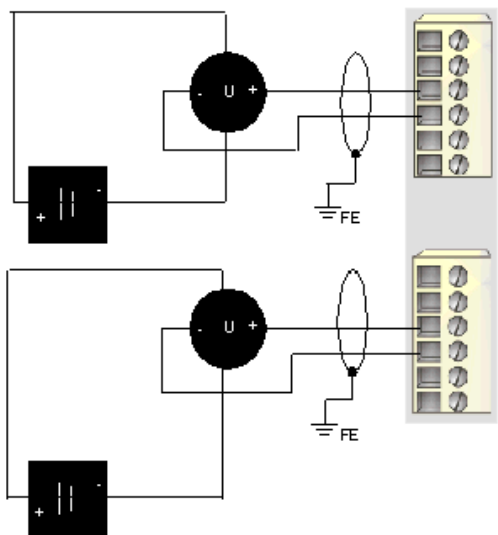
Wiring Diagrams

Examples

2 isolated analog actuators, 24 VDC external power supply



2 isolated analog actuators, external 24 VDC power supply



Pin	Top Connections	Bottom Connections
1	no connection	no connection
2	no connection	no connection
3	output to actuator 1	output to actuator 2
4	output channel return	output channel return
5	no connection	no connection

Pin	Top Connections	Bottom Connections
6	no connection	no connection

Product Life Status : **Commercialised**